ORDEN INTERNA	
AGENTE / REF.	
CLIENTE / REF.	
REALIZADO	
CAÑERIA	
DIBUJO	20 kW
CAT. RIESGO	0

INTERCAMBIADOR DE CALOR DE PLACAS

TL3-BFG

PED

NOTAS:

	LADO 1	LADO 2
PRESION PRUEBA	6,5 bar	6,5 bar
PRESIÓN DISEÑO	5 bar	5 bar
TEMP. MAXIMA	80 °C	70 °C
TEMP. MIN.	0 °C	0 °C

JUNTA	NBRP Clip-on
MAT. DE PLACAS	ALLOY 316
ESPESOR PLACAS	0.40 mm

PESO CON AGUA 55 kg

CAPACIDAD CALORIFICA 20 kW

PLACA DE BASTIDOR

(FIJO)

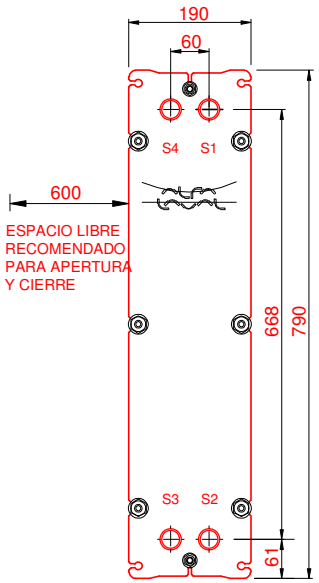

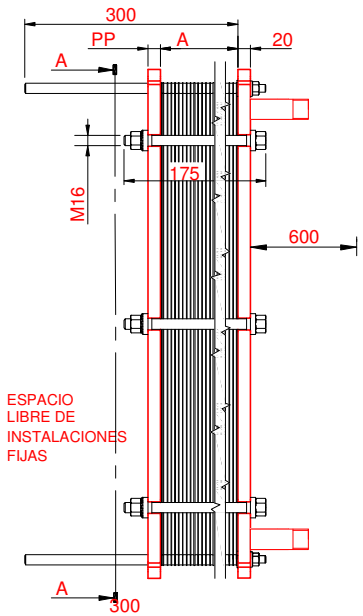

PLACA PRESION

(MOVIBLE)

SECTION A-A

PP = 20

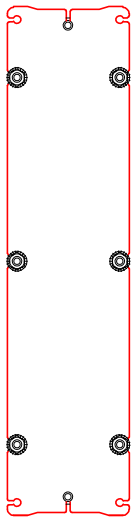

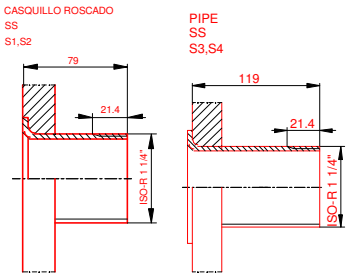

LARGO	420
ANCHO	190
ALTO	790

DIMENSIONES EN MILÍMETROS

Do not use this drawing for foundation bolting or piping layout.

LADO	FLUIDO	F.D.G.	ENTRADA	TEMP.	SALIDA	TEMP.	CAUDAL	PERDIDA-CARGA	
1	Water	2	S1	80.0 °C	S2	60.0 °C	0.9 m³/h	12.22 kPa	
2	Water	2	S3	50.0 °C	S4	70.0 °C	0.9 m³/h	7.469 kPa	

RAD caldera 80-60ºC HVAC

FECHA 2016-09-28

REV. Nº 0